



1. Change 'Lists of License' to 'Lists of Licensees'

- These two fields are required and need a red star. This applies to Surplus Lines, Producer, CIC, Public Adjuster, MVPD, and Casualty Adjuster applications (Business Entity only). Licensing only needs the applicant to supply one Designated person, so only the first Name/SSN combination needs to be red starred. (On the CIC application there is also a field for CT License number, in addition to Name and SSN. The CT License number field does NOT need a red star.)

Connecticut Insurance Department - Windows Internet Explorer

http://forgetmenot.engr.uconn.edu:7777/it/application/BusEntSurLinAgeLic/s

File Edit View Favorites Tools Help

Connecticut Insurance Department

Uniform Application for Business Entity Surplus Lines Agent License (3/5)

CT.gov STATE OF CONNECTICUT

Licensing Menu

Required information is denoted with a red star: *

Designated/Responsible Licensed Producer

(25) Identify at least one Designated/Responsible Licensed Producer: (See Matrix of State Requirements at www.licenseregistry.com for jurisdictions that require the designated/responsible licensed producer to be an officer, director, or partner of the business entity.)

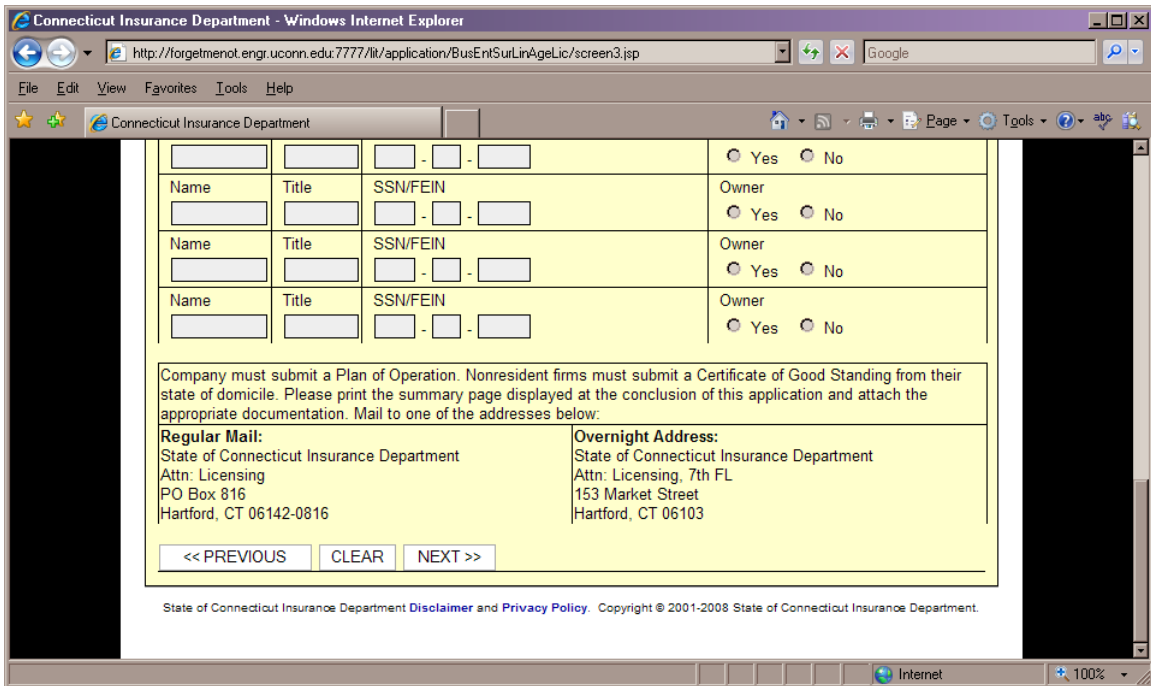
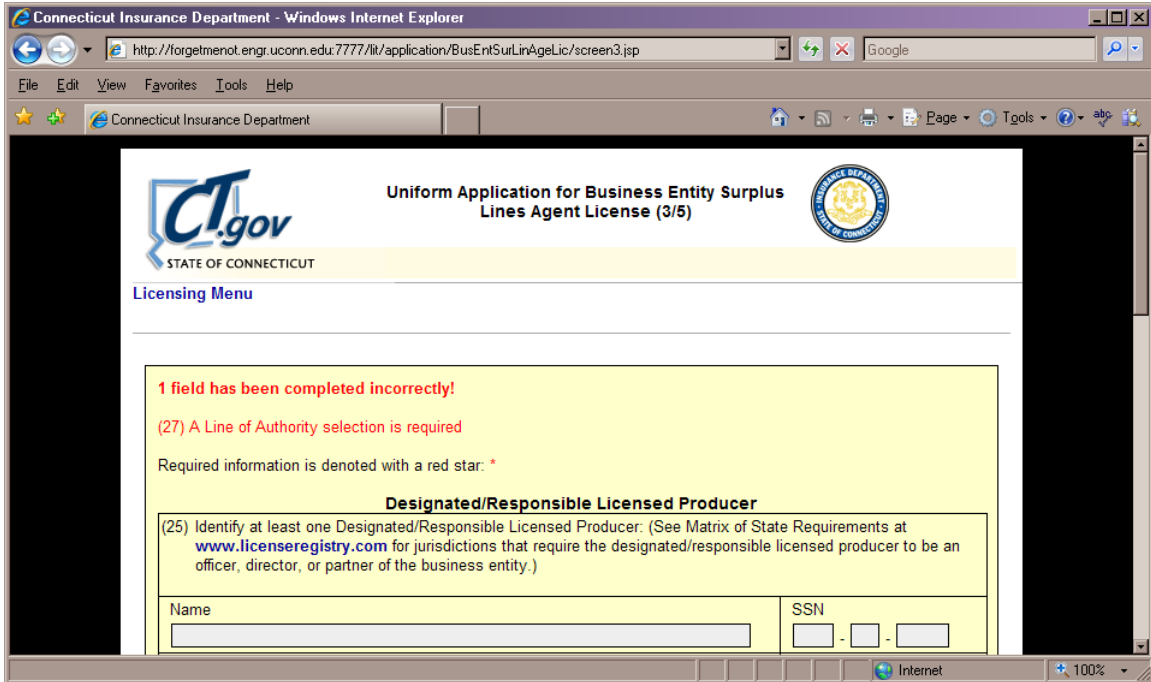
Name	SSN
<input type="text"/>	<input type="text"/> - <input type="text"/> - <input type="text"/>
Name	SSN
<input type="text"/>	<input type="text"/> - <input type="text"/> - <input type="text"/>
Name	SSN
<input type="text"/>	<input type="text"/> - <input type="text"/> - <input type="text"/>
Name	SSN
<input type="text"/>	<input type="text"/> - <input type="text"/> - <input type="text"/>

Owners, Partners, Officers and Directors

(26) Identify all owners with 10% interest or voting interest, partners, officers and directors of the business entity:

Name	Title	SSN/FEIN	Owner
<input type="text"/>	<input type="text"/>	<input type="text"/> - <input type="text"/> - <input type="text"/>	<input type="radio"/> Yes <input type="radio"/> No

Internet 100%



- The above two screen shots are the top and bottom of the same screen (it wouldn't all fit on one). Two issues:
 - The Lines of Authority error applies to a field that doesn't exist. Please restore the Lines of Authority question. (See next item)
 - The text at the bottom: 'Company must submit a Plan of Operation.....' applies to a Viatical License and should not appear on the Surplus Lines application.

4. For a Business Entity Producer, one of the Addresses fields (Business or Mailing) must be in Connecticut. It doesn't matter what state the Domicile State (screen one) is.

Connecticut Insurance Department - Windows Internet Explorer

http://forgetmenot.engr.uconn.edu:7777/it/application/BusEntStaLinProLic/s

File Edit View Favorites Tools Help

Connecticut Insurance Department

CT.gov
STATE OF CONNECTICUT

**Uniform Application for Business Entity Standard
Lines Producer License (2/5)**

Licensing Menu

Required information is denoted with a red star: *

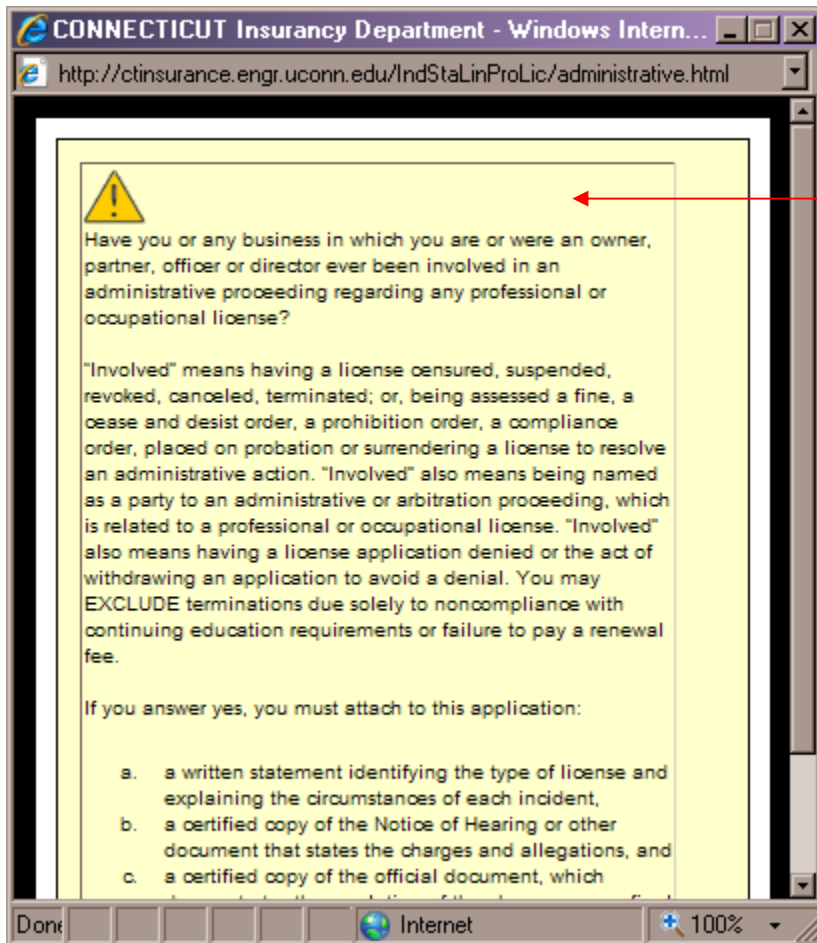
(10a)* Business Address 1 here		(10a) Address 2	
(11)* City waco	(12)* State Texas	(13)* Zip Code 98754	(14)* Country United States
(15)* Business Phone Number (888) 888 - 8888		(16) Business Fax Number () -	
(17) Business Web Site Address		(18) Business E-Mail Address	
(19)* Mailing Address 1 (The Connecticut Insurance Department uses only residence or personal PO Boxes for mailing addresses. We do NOT mail to business addresses for individual licenses) my post office		(20) Address 2	
(21)* City waco	(22)* State Texas	(23)* Zip Code 98754	(24)* Country United States

<< PREVIOUS CLEAR NEXT >>

State of Connecticut Insurance Department [Disclaimer](#) and [Privacy Policy](#). Copyright © 2001-2008 State of Connecticut Insurance Department.

Done Internet 100%

6. On the pop-up screens to the Background Questions, can we put a 'Click Here to Close' button at the top? (Or something similar) Only one of these screens is displayed at a time and if one is displayed, but gets pushed behind the main window and is 'lost', no more pop-ups will open.



7. Attestation typos:

- Grrant should be grant
- Fro should be for

The screenshot shows a web browser window titled "Connecticut Insurance Department - Windows Internet Explorer". The address bar contains the URL "http://forgetmenot.engr.uconn.edu:7777/lt/application/BusEntStaLinProLic/". The page content includes the "CT.gov" logo, the title "Uniform Application for Business Entity Standard Lines Producer License (5/5)", and a "Licensing Menu" section. A yellow-bordered box titled "Applicants Certification and Attestation:" contains a list of five items. Item 3 has two red lines pointing to typos: "Grrant" and "Fro". Below the list is a radio button selection for "(46) I accept the agreement *" with "Yes" selected. At the bottom of the box are "PREVIOUS" and "SUMMARY" buttons. The footer of the page reads "State of Connecticut Insurance Department Disclaimer and Privacy Policy. Copyright © 2001-2008 State of Connecticut Insurance Department."

Connecticut Insurance Department - Windows Internet Explorer

http://forgetmenot.engr.uconn.edu:7777/lt/application/BusEntStaLinProLic/

File Edit View Favorites Tools Help

Connecticut Insurance Department

CT.gov
STATE OF CONNECTICUT

**Uniform Application for Business Entity Standard
Lines Producer License (5/5)**

INSURANCE DEPARTMENT
STATE OF CONNECTICUT

Licensing Menu

Applicants Certification and Attestation:

2. Where required by law, I hereby designate the Commissioner, Director or Superintendent of Insurance, or other appropriate party in each jurisdiction for which this application is made to verify information with any federal, state or local government agency, current or former employer, or insurance company.
3. I further certify that I grant permission to the Commissioner, Director or Superintendent of Insurance, or other appropriate party in each jurisdiction for which this application is made to verify information with any federal, state or local government agency, current or former employer, or insurance company.
4. I further certify that, under penalty of perjury, either a) I have no child-support obligation, or b) I have a child-support obligation and I am currently in compliance with that obligation.
5. I authorize the jurisdictions to give any information concerning me, as permitted by law, to any federal, state or

(46) I accept the agreement * Yes No


<< PREVIOUS VIEW SUMMARY

State of Connecticut Insurance Department [Disclaimer](#) and [Privacy Policy](#). Copyright © 2001-2008 State of Connecticut Insurance Department.

Internet 100%

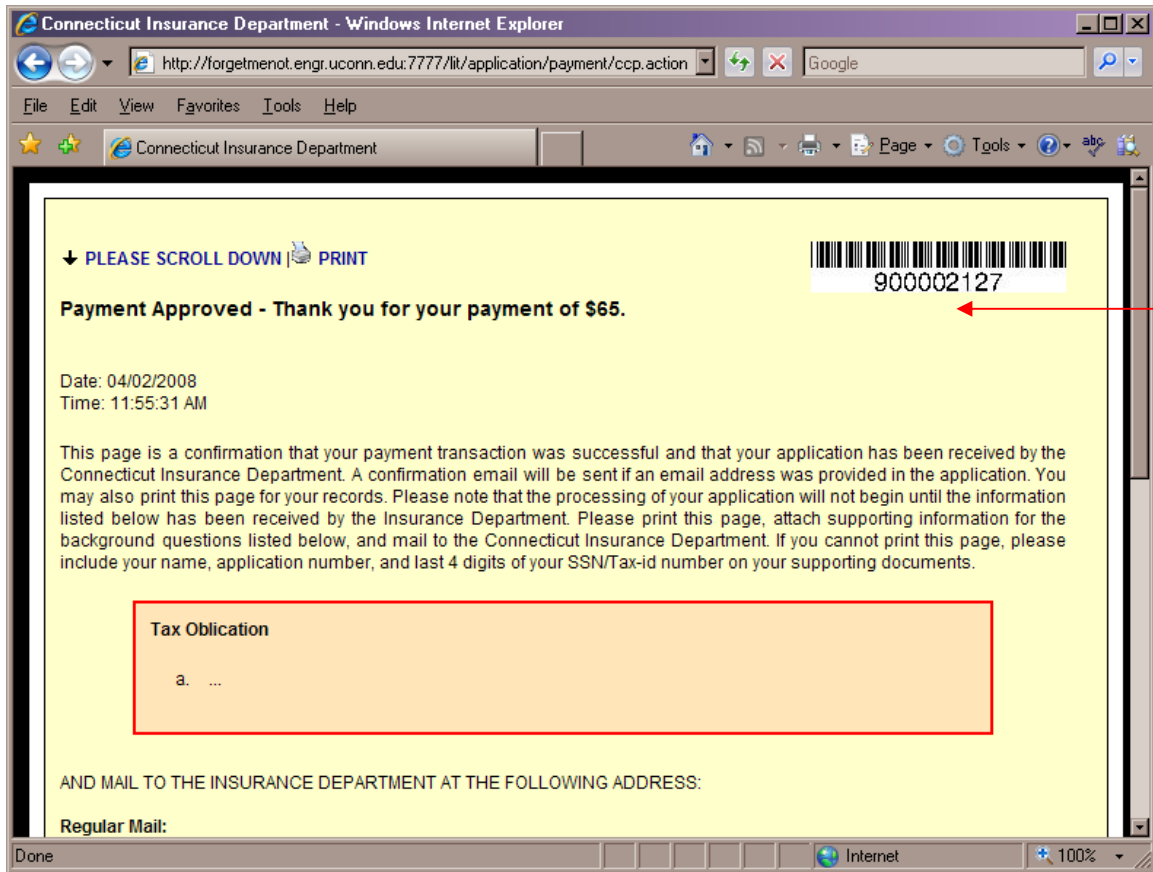
8. "What's CVV/CVC ?" message.
 - Please move the text slightly to the left so that it's directly under the label *CVV/CVC*:
 - Also, it's not obvious that this is a link (cursor doesn't change when you move your mouse over it). Can that be changed?

The screenshot shows a web browser window titled "Credit Card Payment - Windows Internet Explorer". The address bar contains the URL "http://forgetmenot.engr.uconn.edu:7777/it/application/payment/ccp.jsp". The browser's menu bar includes "File", "Edit", "View", "Favorites", "Tools", and "Help". The page content features the "Ct.gov" logo and "STATE OF CONNECTICUT" text. Below this is a "Licensing Main Menu" link. The main form area is titled "Payment Amount Details: \$65 (US Dollars)" and contains several sections:

- Credit Card Owner Details:**
 - *First Name:
 - *Last Name:
- Credit Card Owner Address Details:**
 - *Billing Address Line 1:
 - Billing Address Line 2:
 - *City:
 - *US State:
 - *ZIP (5-to 9-digit code):
- Credit Card Details:**
 - *Credit Card Number:
 - 
 - *Type:
 - *CVV/CVC:
 - [What's CVV/CVC ?](#) (indicated by a red arrow)
 - *Expiration Date (mm/yyyy):
- Payment Amount Details: \$65 (US Dollars)**

At the bottom of the form is a button labeled "AUTHENTICATE TRANSACTION". The footer of the page contains the text: "State of Connecticut Insurance Department [Disclaimer](#) and [Privacy Policy](#). Copyright © 2001-2008 State of Connecticut Insurance Department." The browser's status bar at the bottom shows "Internet" and "100%" zoom.

9. Approval screen.



- please put the wording 'Application Number' directly below the barcode/number display.
- Wording for Background Question 4 (Tax Obligation):
 - If you answered Yes to Question XX (Tax Obligation), you must attach official documentation of action.
- ('Obligation' is spelled incorrectly on the screen above.)

10. Business Entity Surplus Lines application. Question #9 has a red star, but if don't answer it will still let you proceed.

Connecticut Insurance Department - Windows Internet Explorer

http://forgetmenot.engr.uconn.edu:7777/lt/application/BusEntSurLinA

File Edit View Favorites Tools Help

Connecticut Insurance Department

CT.gov
STATE OF CONNECTICUT

**Uniform Application for Business Entity Surplus
Lines Agent License (1/5)**

INSURANCE DEPARTMENT
STATE OF CONNECTICUT

Licensing Menu

Required information is denoted with a red star: *

(1)* Business Entity Name dgsdfgdfs	(2)* Incorporation/Formation Date Feb 1 1940	(3)* FEIN 789456123
(4) If assigned, National Producer Number (NP#)	(5) If applicable, NASD Firm Central Registration Depository (CRD) Number	
(6) List any other assumed, fictitious, alias or trade names under which you are doing business or intend to do business.		
(7)* State of Domicile California	(8)* Country of Domicile United States	
(9)* Is the business entity affiliated with a financial institution/bank? <input type="radio"/> Yes <input type="radio"/> No		

CLEAR NEXT >>

State of Connecticut Insurance Department [Disclaimer](#) and [Privacy Policy](#). Copyright © 2001-2008 State of Connecticut Insurance Department.

Done Internet 100%

FW: staging deployed - Message (HTML)

You Forwarded this message on 3/25/2009 2:30 PM.

From: Massa, Fred
To: McLaughlin, Jayne; Penman, Sterling, Tanya
Cc:
Subject: FW: staging deployed

Sent: Tue 3/24/2009 11:41 AM

Forgot to mention
The License Inquiry and Appointment Inquiry tools in this

A new staging deployment was installed this morning. It
minutes, so hopefully that will decrease the empty applica

Thanks

From: Lin, Hai
Sent: Tuesday, March 24, 2009 9:20 AM
To: Massa, Fred
Subject: staging deployed

Hai Lin
Connecticut Insurance Department
Email: hai.lin@ct.gov
Phone: (860) 297-3883

Connecticut Insurance Department - Windows Internet Explorer

https://cid-online.stag.ct.gov/lt/application/BusEntStatInProlic/screer

1 field has been completed incorrectly!

(12) & (22) Either Mailing State or Business State must be in Connecticut

Required information is denoted with a red star *

(10a)* Business Address 1 zookeeper street	(10a) Address 2		
(11)* City palomino	(12)* State California	(13)* Zip Code 88888	(14)* Country United States
(15)* Business Phone Number (222) 222 - 2222 Ext: 22	(16) Business Fax Number		
(17) Business Web Site Address	(18) Business E-Mail Address		
(19)* Mailing Address 1 same	(20) Address 2		
(21)* City hartford	(22)* State Connecticut	(23)* Zip Code 06119	(24)* Country United States

<< PREVIOUS CLEAR CANCEL NEXT >>

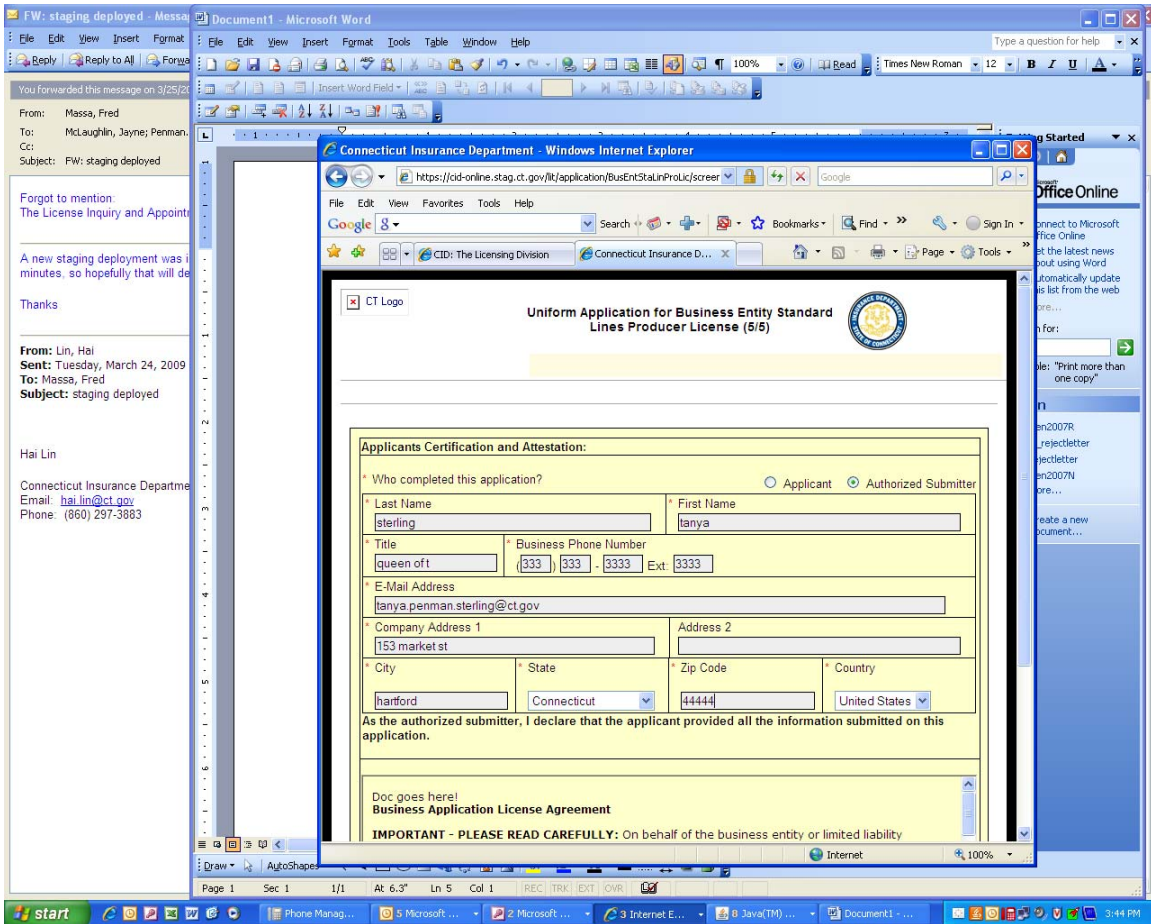
State of Connecticut Insurance Department Disclaimer and Privacy Policy.
Copyright © 2001-2009 State of Connecticut Insurance Department.

Internet 100%

start Phone Manager LR... 5 Microsoft Office... 2 Microsoft Office... 3 Internet Explorer 8 Java(TM) Plaf...

3:41 PM

Don't know why this error came up. I do have CT for the mail address state.



In the "Title" field-need more spaces, will only let me enter 10 characters.

Right above the "Business Application License Agreement" there is extraneous wording "Doc goes here!"- please delete.